

This safer parking initiative is a joint partnership between Norfolk Constabulary and Norfolk County Council. Help us build awareness and make schools safer for pupils and public alike.



If you need this document in large print, audio, Braille, alternative format or in a different language please contact Sarah Turner on 01603 223391 and we will do our best to help.

Contact Info

For more copies of this leaflet contact Sarah Turner on 01603 223391.







Websites: www.norfolk.police.uk
www.norfolk.gov.uk

Photographer - Stan Cobon G24745/SM/SEPT10







Parking around schools - help keep our children safe



Dos

-  Let children out of the car on to the pavement not the road
-  Park away from the school
-  Set a good example to other drivers and your children; they will learn from you
-  Help your children to learn road safety skills
-  Encourage other drivers to make the roads around schools a safer place
-  Always stop for the lollipop

Don'ts

-  Park your vehicle where it will endanger, inconvenience or obstruct other road users or pedestrians, e.g. Zebra crossing
-  Block the school entrance or people's driveways
-  Block the road - emergency vehicles may need access
-  Park on yellow lines or zig-zag markings
-  Park on the pavement or across dropped kerbs
-  Park opposite or within 10m of a junction

Try these options to promote health and fitness, reduce congestion and help the environment

Walking or Cycling
Park and Stride
Walking buses
Car sharing &
Using public transport

Remember:
Always wear your seat belt - it saves lives!



Don'ts

Don'ts

